

DOMINATOR 4

4" SUBMERSIBLE MULTISTAGE CENTRIFUGAL PUMP FOR CLEAN WATER

The DOMINATOR 4" submersible pumps are suitable for installation in traditional wells, water deposits, collection tanks, clear watercourses, lakes etc. Supplied with 20m nylon suspension cord.

- **HYDRAULIC SYSTEM RESISTANT TO THE SAND CORROSIVE ACTION.**
- **INTEGRATED NO-RETURN VALVE**
- **BUILT-IN CAPACITOR**



Motor

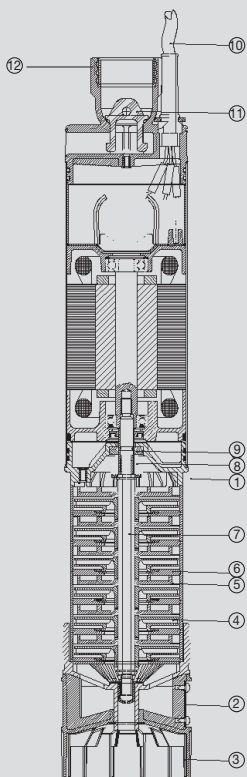
- Dry motor with stainless steel casing cooled by the pumped liquid.
- Level of protection IP 68.
- Class F insulation.
- Single phase supply with capacitor permanently activated.
- Thermal protection built into the motor winding.
- Completely insulated cable connection chamber.
- Self-lubricating ball bearings.
- Speed of rotation 2850 rpm.
- Suitable for continuous use.

Usage limitations

- Type of liquid: clean water with no suspended solids or abrasive material.
- Maximum liquid temperature 40°C.
- Maximum submersion under the water level 20 m.

Applications

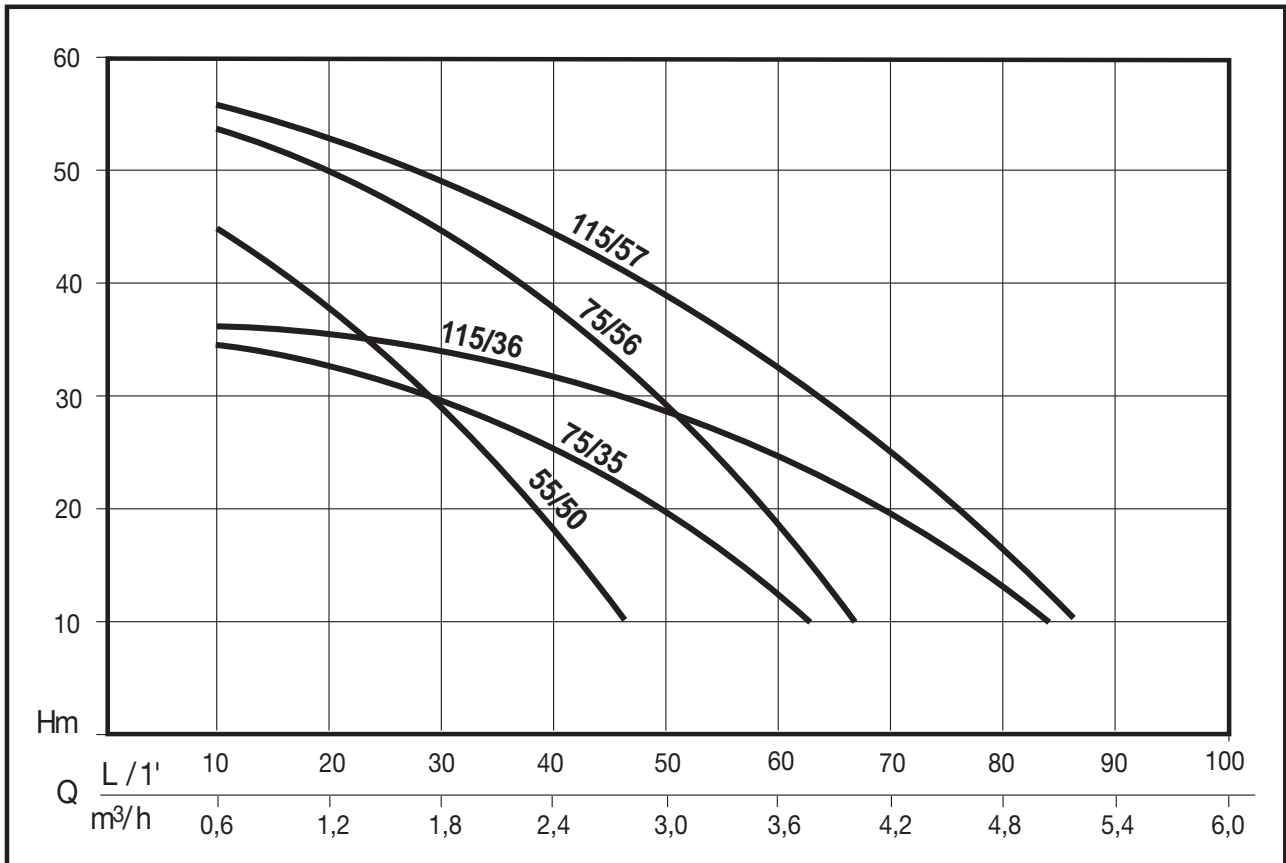
- Pumping of water from traditional wells.
- Domestic tank installations for boosting domestic drinking water systems.
- Small-scale automatic systems for garden irrigation.
- Surface irrigation.



DESIGN FEATURES

Component	Material
1 Pump body	X 5 CrNi 1810 (AISI 304) Stainless steel
2 Suction grid	X 16 CrNi 16 (AISI 431) Stainless steel
3 Base	Noryl
4 Impeller	Acetal resin
5 Diffuser	Polycarbonate with ceramic insert in the point of wear
6 Diffuser cap	Polycarbonate with stainless steel inserts in the point of wear
7 Motor shaft	Hexagonal, in X 10 CrNiS 1809 (AISI 303) stainless steel with ceramic insert at the point of wear. AISI 416 for the out of water parts.
8 Mechanical seal	Graphite
9 Counterface	Aluminum oxide
10 Power cable	20 m H07 RN-F
11 No-return valve	Integrated - Plastic
12 Discharge head	Noryl with 1 1/4 threaded insert
-	Thrust bearing ring inserted in every stage

TABLE OF HYDRAULIC PERFORMANCE



PUMP PERFORMANCE

CODE	MODEL	Nominal Power		Absorbed Power		VOLTAGE	Amp.	µF.	N' Stages	Q	Discharge head in meters					
		HP	kW	HP	kW						L/1'	0	20	40	60	80
											m³/h	0	1,2	2,4	3,6	4,8
N3200020	DOMINATOR 4" - 55/50 M	0,70	0,50	0,90	0,65	1 ~ 220 ÷ 240 V	3	16	6	Discharge head in meters	50	38,7	17			
N3200110	DOMINATOR 4" - 75/35 M	0,50	0,35	0,80	0,60	1 ~ 220 ÷ 240 V	3	12,5	5		35	33	26	11		
N3200010	DOMINATOR 4" - 75/56 M	0,80	0,60	1	0,75	1 ~ 220 ÷ 240 V	3,3	16	8		56	49,8	38,1	19		
N3200100	DOMINATOR 4" - 115/36 M	0,55	0,40	1	0,75	1 ~ 220 ÷ 240 V	3,5	12,5	5		36	35	32	25	13	
N3200040	DOMINATOR 4" - 115/57 M	1	0,80	1,50	1,10	1 ~ 220 ÷ 240 V	5	16	8		57	52	44,4	31,5	16,6	

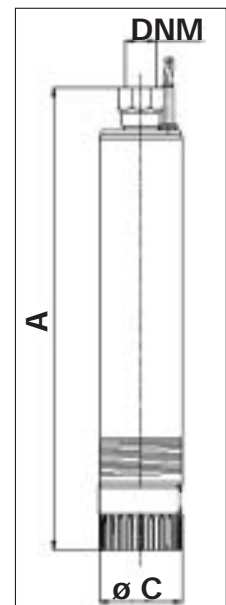


TABLE OF SIZES AND WEIGHTS

Model	Dimensions mm.				Weight kg
	A	Ø C	Free Bore	DNM	
DOMINATOR 4" - 55/50	549	98	2 mm	1"1/4	8,8
DOMINATOR 4" - 75/35	560	98	2 mm	1"1/4	8,1
DOMINATOR 4" - 75/56	643	98	2 mm	1"1/4	9,6
DOMINATOR 4" - 115/36	560	98	2 mm	1"1/4	8,1
DOMINATOR 4" - 115/57	643	98	2 mm	1"1/4	9,9